


**STANDARD DUTY** **MEDIUM DUTY**

**LAKESIDE Utility Carts**  
Models #370-063 and #370-062 have one handle (do not include handle grip). Models #370-059 and #370-060 have two handles with handle grips. Assembles easily without the use of hardware.

- Stain and impact resistant plastic construction
- Brushed aluminum posts
- 4" swivel casters
- Ships unassembled ~UPSable~




Model# Duty Shelf Dimensions Shelf Clearance Color Wt. Your Cost

<b>300 LB. CAPACITY—18 1/2"WX36"D X35"H</b>						
370-063	Standard	16"Wx28 1/2"D	11 3/4"	Charcoal Gray	36#	\$202.00
370-062	Standard	16"Wx28 1/2"D	11 3/4"	Light Gray	36#	202.00
<b>500 LB. CAPACITY—20"WX42"D X37 1/2"H</b>						
370-059	Medium	16 3/4"Wx29 1/2"D	11"	Charcoal Gray	39#	245.50
370-060	Medium	16 3/4"Wx29 1/2"D	11"	Light Gray	39#	245.50

**STANDARD DUTY**

**LAKESIDE Compact Plastic Utility Carts**  
Three shelves, 11 1/2" between shelves. One handle. Available with ABS injection molded or steel legs. ABS legs are more durable and stand up to heavy use and abuse.

- 300 lb. capacity
- Stain and impact resistant plastic construction
- 4" swivel casters
- Ships unassembled ~UPSable~





Model# Leg Type Shelf Dimensions WxDxH Color Wt. Your Cost

370-073	Steel	16"Wx25 1/2"D	17 1/2"x31 3/4"x38"	Black	35#	\$151.
370-061	ABS	16"Wx24"D	17 1/8"x32 1/2"x34 1/2"	Beige	32#	223.

**CARLISLE Fold 'N Go® Carts**  
Rugged, space saving design. Three easy to clean shelves. Top shelf has handles at both ends for gripping. Holds standard size bus boxes. BPA free. 35 3/4"H.

- 350 lb. load capacity
- Lightweight aluminum construction with polyethylene shelves
- 4" swivel casters, two locking
- No assembly required



Model# WxD (Unfolded) Width (Collapsed) Wt. Your Cost


269-104	29 1/2"x15"	9"	42#	\$423.
269-105	40"x20 1/2"	10 1/2"	51#	502.

Black Tan Dove Gray

**RUGGED DUTY**

**METRO MetroMax® Q Utility Carts**  
Corrosion-resistant polymer shelves and posts adjust quickly. Corrosion proof stainless steel handle.

- 900 lbs capacity
- Corrosion resistant 5" casters with bumpers
- 39 1/4"H
- Ships unassembled ~UPSable~



Model# Shelves Shelf Dimensions WxD Wt. 1-2 3+

340-572	2	18"Wx30"D	20 5/8"x31 1/2"	36#	\$379.	\$363.
340-573	2	24"Wx36"D	26 5/8"x40 1/2"	46#	419.	385.
340-574	3	18"Wx30"D	20 5/8"x34 1/2"	46#	429.	407.
340-575	3	24"Wx36"D	26 5/8"x40 1/2"	62#	499.	468.

**Value Series**

**STANDARD DUTY**

**Economy Bus/Utility Carts**  
Handy three-tier design. 11 3/4" between shelves. Please specify Black or Gray. Actual color may vary from picture.

- Plastic construction
- 1" raised lip on shelves
- Model #628-025 has 3" non-marking casters and #628-026 has 4" non-marking casters
- Ships unassembled ~UPSable~



Model# WxDxH Shelf WxD Wt. 1-2 3+

628-025	16"x31"x37"	16"Wx31"D	22#	\$92.79	\$69.59
628-026	20"x40"x38"	20"Wx40"D	39#	119.99	105.00



**Rubbermaid Refuse and Silverware Bins**  
Fit all Rubbermaid carts on this page and page 185.

**Optional silverware bin.** Black. 17"Wx12 1/8"Dx10 1/2"H.

**Optional refuse bin.** Black. 17"Wx12"Dx22"H.

Model# Wt. Your Cost

972-773	2#	\$37.99
972-772	5#	\$79.99





**STANDARD DUTY**

**Rubbermaid Utility/Service Carts**  
Three 20"Wx34 1/4"D shelves. 11 3/4" between shelves. Choose from three styles listed below. 20"Wx40 5/8"Dx37 3/4"H overall. **Optional refuse bin and silverware bin** above right.

- 300 lb. capacity
- 4" swivel casters
- High density polyethylene construction
- Ships unassembled ~UPSable~

**Optional refuse bin and silverware bin** above right.



Model# End Panel Color(s) Available Wt. Your Cost

<b>OPEN ON ALL SIDES (NO END PANELS)</b>			
972-502	Off White or Black	43#	\$246.
<b>ENCLOSED ON 3 SIDES</b>			
972-504	Off White w/Gray or Black w/Black	51#	492.

**VOLLRATH Plastic Bus Boxes**  
High-density polyethylene. Smooth interior bottom and ribbed exterior bottom. Stacking lugs to prevent sticking. Reinforced handles. Dishwasher safe. 2 1/4"W. Please specify Black, White or Gray.

Model# DxH 1-11 12+

913-K91	15 5/8"x5"	\$8.79	\$7.49
913-K90	15 1/2"x7"	10.49	10.19

**CAMBRO Divided Plastic Bus Box**  
Durable polyethylene. Nestable and dishwasher safe. Please specify Light Gray, Dark Brown or Black.

Model# WxDxH 1-11 12+

250-133	21"x16"x5"	\$17.49	\$15.49
---------	------------	---------	---------