

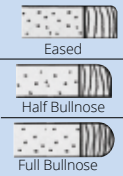
Laminate Table Tops With Oak Edge

~Made in the USA~

- 1 1/4" thick
- 1 1/4"W mitered Oak edge in your choice of the edge profiles shown. Available with Natural stain finish on edge (shown), or other stain finishes available at an upcharge.
- Your choice of any standard Wilson-Art or Formica laminate for inlay top, including the popular choices shown on page 336.
- *Minimum order is five tops of the same color laminate.*

ONE YEAR LIMITED WARRANTY

EDGE PROFILES



OPTIONAL WOOD STAINS Please ask for stain samples



Model #	Size	Wt.	Natural Finish	Other Finish
600-018	24"Wx24"D	19#	\$139.	\$149.
600-019	24"Wx30"D	24#	149.	159.
600-020	24"Wx42"D	33#	189.	199.
600-021	30"Wx30"D	30#	159.	169.
600-022	30"Wx48"D	47#	229.	239.
600-023	30"Wx60"D	59#	289.	299.
600-024	36"Wx36"D	43#	209.	209.
600-025	36"Wx48"D	57#	249.	259.
600-026	24" Round	15#	179.	179.
600-027	30" Round	24#	209.	219.
600-028	36" Round	34#	249.	259.



Plymold

Laminate Table Tops With Oak Edge

~Made in the USA~

- 1 1/4" thick
- Bullnose edge with your choice of stain colors shown
- Specify two or four rounded corners on square and rectangular tops
- Your choice of any standard Wilson-Art or Formica laminate for inlay top, including the popular choices shown on page 336

EDGE PROFILE



CHOOSE YOUR OAK EDGE STAIN



Model #610-022

Size	Wt.	Your Cost
24"Wx24"D	21#	\$179.
24"Wx30"D	26#	195.
30"Wx30"D	32#	199.
30"Wx48"D	52#	299.
36"Wx36"D	45#	239.
30" Round	25#	289.
36" Round	43#	379.

ONE YEAR LIMITED WARRANTY



Wood Table Tops

Solid wood butcherblock tops with kiln-dried, uniform-width boards in an attractive continuous length pattern. Please specify edge style.

~Made in USA~


- 1 1/2" thick
- Available in Natural stain finish (shown), or other stain finishes available at an upcharge
- Your choice of solid Oak or Maple wood
- *Minimum order is five tops of same wood and edge style*

OPTIONAL WOOD STAINS



Size	Wt.	QUICK SHIP Oak table tops (600-016 & 600-017) are available to ship in 10 working days.		STANDARD DELIVERY Oak table tops (600-016 & 600-017). Ask for current lead times.		STANDARD DELIVERY Maple table tops (600-031 & 600-032). Ask for current lead times.	
		Natural Finish	Other Finish	Natural Finish	Other Finish	Natural Finish	Other Finish
24"Wx24"D	24#	\$139.	\$149.	\$129.	\$129.	\$129.	\$129.
24"Wx30"D	30#	169.	179.	149.	159.	149.	159.
24"Wx42"D	42#	229.	239.	199.	209.	209.	219.
24"Wx48"D	48#	259.	269.	229.	239.	229.	249.
30"Wx30"D	38#	189.	209.	169.	179.	169.	189.
30"Wx42"D	53#	259.	279.	229.	239.	229.	249.
30"Wx48"D	52#	299.	309.	259.	279.	269.	279.
30"Wx60"D	90#	379.	389.	319.	339.	329.	349.
30"Wx72"D	90#	429.	449.	369.	399.	379.	399.
36"Wx36"D	54#	269.	279.	229.	249.	229.	249.
24" Round	24#	149.	159.	129.	139.	129.	139.
30" Round	38#	209.	219.	179.	189.	189.	199.
36" Round	54#	279.	289.	239.	259.	239.	259.
42" Round	59#	369.	389.	329.	349.	329.	349.
48" Round	77#	459.	479.	399.	429.	409.	439.

ONE YEAR LIMITED WARRANTY



Central EXCLUSIVE®

Butcherblock Table Tops


Solid wood butcherblock tops with uniform length planks. Please specify eased edge or bullnose edge.

~Made in USA~

- 1 1/2" thick.
- Made from renewable American Ash hardwood.
- Natural stain finish standard. Available in a wide variety of other stain finishes at an upcharge.
- Minimum order is five tops of the same wood, edge style, and stain finish.
- *Additional sizes, including rounds, as well as oak and maple tops (same price as Ash) and additional stain finishes available online.*

ONE YEAR LIMITED WARRANTY

OPTIONAL WOOD STAINS Please ask for stain samples



Model#	Size	Wt.	QUICK SHIP SHIPS IN 10 WORKING DAYS		STANDARD DELIVERY ASK FOR CURRENT LEAD TIMES	
			Natural Finish	Other Finish	Natural Finish	Other Finish
17F-006	24"Wx24"D	22#	\$144.	\$152.	\$125.	\$125.
17F-009	24"Wx30"D	27#	177.	186.	146.	156.
17F-015	24"Wx48"D	44#	265.	276.	220.	229.
17F-021	30"Wx30"D	34#	194.	206.	167.	177.
17F-027	30"Wx48"D	55#	302.	329.	261.	272.
17F-030	30"Wx60"D	68#	371.	397.	315.	335.
17F-033	30"Wx72"D	82#	433.	464.	367.	399.
17F-039	36"Wx36"D	49#	272.	295.	230.	251.



EDGE PROFILES

