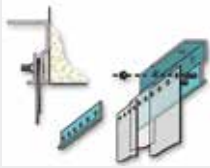


Strip Curtains

Strips help to maintain desired temperature and also extend shelf-life of refrigerated product. Easy to install and maintain. Strips constructed of durable PVC vinyl. Cooler strips stay flexible in temperatures as low as +32°F, freezer strips as low as -40°F. 2" strip overlap. Fits doors up to 38"Wx83"H. 40"Wx84"H.

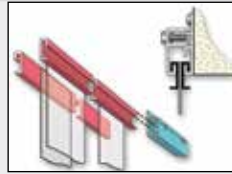
EconoTrack Mounting:

The industry's most popular mounting type. Each strip is bolted directly onto a durable steel faceplate, allowing for flexibility without breaking. Strips can be removed individually for replacement.



J-Hook Mounting:

The quickest and easiest mounting style. Each J-Hook hanger holds one strip and is hung from a 2-part aluminum bracket. Hangers easily lift out, and quickly slide back in for replacement.



Model#	Description	Freezer	Cooler
251-020	6"W Strip System	\$129.00	\$98.99
251-021	8"W Strip System	139.00	129.
251-024	6"W Replacement Strip	20.99	17.49
251-025	8"W Replacement Strip	30.99	28.99

Model#	Description	Freezer	Cooler
251-022	6"W Strip System	\$97.99	\$109.00
251-023	8"W Strip System	129.00	119.00
251-026	6"W Replacement Strip	16.99	15.99
251-027	8"W Replacement Strip	20.99	18.99




Unheated Air Curtains on Page 219



Double Doors

Self-Closing Aluminum Doors

- For pedestrian and nonmotorized cart traffic and openings up to 84"H
 - Anodized aluminum construction
 - 9"Wx14"H acrylic window set in a Black rubber molding
 - Gravity operated hinging system and mounting hardware included
 - **Please specify width and height of door opening when ordering. Measure twice so we can cut once – these doors are non-returnable.**
 - **Other widths available. Please ask for details.**
- Choose from standard models (pictured) or impact plate models, which have 48"H plates on the front and back of each door to prevent dents and wear. Plates are constructed of Metallic Gray ABS plastic.



Bottom Hinge Pin is 1/2" Diam, Steel Rod Mounted To 3/8" Thick Steel Angle


Model#	Width	With Impact Plates	Standard Door
SINGLE DOOR			
251-003	30"	\$599.	\$389.
251-004	32"	619.	389.
251-005	36"	619.	389.
251-006	42"	639.	419.
DOUBLE DOORS			
251-007	48"	979.	779.
251-008	56"	1199.	749.
251-009	60"	1199.	769.
251-010	64"	1199.	769.
251-011	72"	1199.	769.



Maple with 48"H Impact Plates

Medium Duty Impact Traffic Doors

- The foodservice industry standard for decades. Choose from six standard laminate exteriors shown. **Other laminates available at an upcharge. Ask for details.** Available with 12"H or 48"H stainless steel impact plates on both sides of the door, or without impact plates.
- For medium duty use by personnel and/or cart traffic and fits openings up to 84"H
 - Door panel is constructed with 3/4" plywood core for structural integrity and sound absorption
 - Stainless steel edge trim
 - 9"Wx14"H polycarbonate window
 - Gravity operated hinging system and mounting hardware included
 - **Please specify width and height of door opening when ordering. Doors are cut to order and are non-returnable.**




Model#	Width	With 48"H Impact Plates	With 12"H Impact Plates	Standard Door
SINGLE DOOR				
251-040	30"	\$949.	\$899.	\$879.
251-041	32"	849.	629.	589.
251-042	36"	889.	639.	599.
251-043	42"	899.	669.	599.
DOUBLE DOORS				
251-044	48"	1049.	949.	899.
251-045	56"	1199.	1099.	1049.
251-046	60"	1449.	1399.	1059.
251-047	64"	1499.	1249.	1099.
251-048	72"	1249.	1199.	1099.



Double

Self-Closing ABS Doors

- Fits openings up to 84"H
- Textured ABS face sheets with polymer honeycomb core are durable, lightweight and available in your choice of color
- 14"Wx16"H acrylic window set in a gasket frame
- Gravity operated hinging system and mounting hardware included
- **Please specify width and height of door opening when ordering. Doors are cut to order and are non-returnable.**



Single



Model#	Width	Your Cost	Model#	Width	Your Cost
SINGLE DOOR					
251-031	30"	\$589.	251-035	48"	\$1199.
251-032	32"	589.	251-036	56"	1349.
251-033	36"	599.	251-037	60"	1379.
251-034	42"	749.	251-038	64"	1379.
			251-039	72"	1349.
DOUBLE DOORS					