



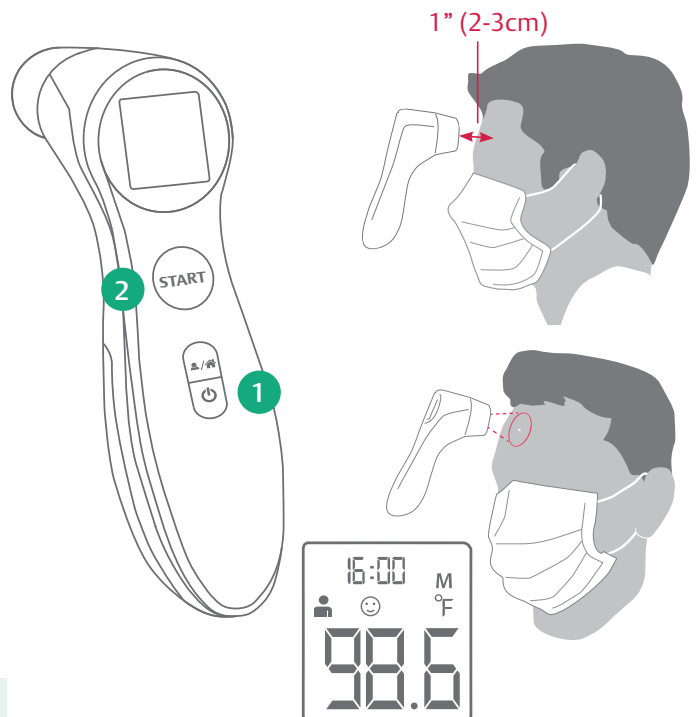


Infrared Forehead Thermometer (4DET-306) Quick Start Guide



To take a forehead temperature:

- 1 Press the power button , wait for 2 beeps.
- 2 Aim the thermometer at the center of the forehead about 1 inch (2-3 cm) from the skin and press the start button  .
 - If the body temperature is below 100°F (38.7°C) you will hear one short beep and a happy face  will appear on the display.
 - If the body temperature is above 100°F (38.7°C) you will hear one long beep followed by three short beeps and a sad face  will appear on the display.



Detailed instructions are included in the packaging

Temperature Taking Hints and Tips




- All body site temperatures are not the same. The temperature taken at different sites on the body will vary significantly. A forehead (temporal) temperature, for example, is usually 0.5°F (0.3°C) to 1.0°F (0.6°C) lower than an oral temperature.
- Make certain the thermometer is in FOREHEAD MODE.
- Non-contact infrared thermometers measure surface temperature. Hold the device approximately 1 inch (2-3 cm) from the center of the forehead to capture just the forehead temperature and not the temperature of other surrounding objects.
- Always hold the thermometer and the forehead steady when taking a reading. Do not move the thermometer until you hear the final beep.
- The device is designed to be used indoors. Users and the thermometer should be in the same ambient temperature for at least 10 minutes before taking a reading.
- The tested individual should be away from extreme temperatures for at least 10 minutes before taking a measurement. Recent exposure to hot or cold temperatures will impact your reading.
- Do not take temperatures with this thermometer near places that are very hot, such as fireplaces and stoves.
- Remove hair, sweat, oils, cosmetics or dirt from the forehead before taking a measurement. Wait at least 10 minutes after washing the forehead area before taking a reading. Remove hats and wait 10 minutes before taking a reading. Bangs may cause higher readings.
- The tested individual should not drink, eat, or be physically active before/while taking the measurement.
- Temporal artery temperature changes faster than a temperature taken rectally, orally or under the arm. A difference of 1°F (.6°C) is normal. Body temperature can change throughout the day.
- Consistently low temperature readings may be caused by a dirty instrument window. Use an alcohol wipe or a cotton swab moistened with alcohol (70% isopropyl) to clean the instrument window and housing. Gently wipe and let air dry. DO NOT use any other cleaning liquids or immerse the thermometer in water. Wait 10 minutes after cleaning to take a temperature. See manual for complete cleaning instructions.
- It is helpful to know each individual's normal temperature when they are well. This is the best way to accurately diagnose a fever. To determine normal temperature, take multiple readings when healthy. Re-measure with a standard digital thermometer for confirmation. This thermometer displays an oral equivalent temperature reading. Oral readings are approximately 0.9°F (0.5 °C) lower than a rectal digital measurement.
- When comparing temperature taken with different thermometers at different sites, it is important to start with the most accurate oral temperature that can be achieved. Fast read digital thermometers use a method called “peak hold” that is often less accurate than a digital thermometer that needs to be held in the mouth for 60 seconds or more. It is best to correlate other types of temperature taking to a baseline oral temperature taken with accurate oral thermometers, (those without the “peak hold” function).

Distributed by Cooper-Atkins
Emerson Commercial & Residential Solutions
33 Reeds Gap Road | Middlefield, CT 06455
T +800-835-5011 | F +860-347-5135
www.cooper-atkins.com | 67-1793 | 0520

Manufactured by JoyTech Healthcare Co., Ltd.
No.365, Wuzhou Road,
Yuhang Economic Development Zone,
311100, Hangzhou, China
T +86-571-81957767

Made in China

PRODUCT FEATURES



- Fast reading (approx. 1 second)
- No probe covers needed
- Beeps when reading is complete
- Mercury free
- Stores 10 readings
- Automatic shut-off



The contents of this Quick Start Guide are provided by the manufacturer and are not to be construed as warranties or guarantees, express or implied, regarding the products or services described herein or their use or applicability. Responsibility for proper selection, use and maintenance of product remains solely with the purchaser and end-user.

67-1793 Emerson is a trademark of Emerson Electric Co. ©2020. All rights reserved.