

The Dormont Supr-Swivel multi-plane fitting is a patented, innovative device that increases the functionality and service life of the Dormont Supr-Safe® gas appliance connector by increasing its range of motion. The Supr-Swivel enables easier movement of the caster-mounted appliances at angles, back-and-forth, and from side-to-side, while relieving stress at the ends of the hose to prevent crimping or premature failure of the connector. In addition, it provides more aisle space in a commercial kitchen by allowing the appliances to be positioned closer to the wall. No other swivel fitting can match the patented functionality of the Dormont Supr-Swivel multi-plane fitting.



## Features and Benefits

### Safety

- Patented multi-plane design decreases the stress on the gas connector by allowing rotation in 3 planes, thus increasing the service life of the gas connector.

### Performance

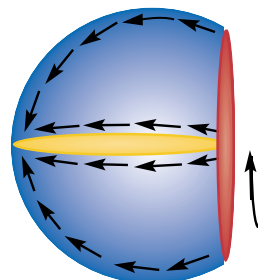
- Unique laminar flow design of the Supr-Swivel enhances gas flow and performance vs. flow patterns in standard 90° fittings.

### Convenience

- Patented multi-plane design increases the range of motion of the connector making it convenient and easy to move equipment at angles, from side-to-side and back-and-forth.
- Increased range of motion of the gas connector allows the appliance to be positioned closer to the wall, providing increased aisle space.


## Product Specifications

- **Material:** Aluminum body, brass threaded end fitting
- **Range of Motion:** 1/2" and 3/4": 230° of linear rotation, 360° of spherical rotation  
1" and 1-1/4": 360° of linear rotation, 360° of spherical rotation
- US Patent 5,178,422 4,615,547
- Canadian Patent 2,079,825



Example of Supr-Swivel's range of motion

- Equipment moving from side to side – **A** rotation
- Equipment moving away from and toward the wall – **B** rotation
- Swivel rotating against the wall to reduce space behind equipment – **A** and **B** rotation






## Supr-Swivel Multi-Plane Fittings

Product Number	Connector Series (Inside Diameter in Inches)
S50	1/2" (1.27 cm)
S75	3/4" (1.90 cm)
S100	1" (2.54 cm)
S125	1-1/4" (3.18 cm)

The Supr-Swivel Gas Connector Kits are available in 4-color boxes for display on the Dormont Supr-Center™ display rack. Boxes are available for 1/2", 3/4" and 1" connectors in both 36" and 48" lengths.



## Single Supr-Swivel Deluxe Gas Connector Installation Kits

Product Number (Specify Length*)	Inside Diameter	Length*					
		(Add length to the root part number xx)					
1650KITSxx	1/2" (1.27 cm)						
1675KITSxx	3/4" (1.90 cm)	12"	24"	36"	48"	60"	72"
16100KITSxx	1" (2.54 cm)	(30.5 cm)	(60.9 cm)	(91.4 cm)	(121.9 cm)	(152.4 cm)	(182.8 cm)
16125KITSxx	1-1/4" (3.18 cm)						

Single Supr-Swivel Gas Connector Installation Kits include: (1) Supr-Safe moveable gas connector, (1) Supr-Swivel multi-plane fitting, (1) coiled restraining device with installation mounting hardware, (1) 90° elbow, (1) full port valve.

## Double Supr-Swivel™ Deluxe Gas Connector Installation Kits

Product Number (Specify Length*)	Inside Diameter	Length*					
		(Add length to the root part number xx)					
1650KIT2Sxx	1/2" (1.27 cm)						
1675KIT2Sxx	3/4" (1.90 cm)	12"	24"	36"	48"	60"	72"
16100KIT2Sxx	1" (2.54 cm)	(30.5 cm)	(60.9 cm)	(91.4 cm)	(121.9 cm)	(152.4 cm)	(182.8 cm)
16125KIT2Sxx	1-1/4" (3.18 cm)						

Double Supr-Swivel Gas Connector Installation Kits include: (1) Supr-Safe moveable gas connector, (2) Supr-Swivel multi-plane fittings, (1) coiled restraining device with installation mounting hardware, (1) full port valve.

## Cimfast™ Deluxe Gas Connector Installation Kits with Double Supr-Swivel Fittings

Product Number (Specify Length*)	Inside Diameter	Length*					
		(Add length to the root part number xx)					
1650KITCF2Sxx	1/2" (1.27 cm)						
1675KITCF2Sxx	3/4" (1.90 cm)	12"	24"	36"	48"	60"	72"
16100KITCF2Sxx	1" (2.54 cm)	(30.5 cm)	(60.9 cm)	(91.4 cm)	(121.9 cm)	(152.4 cm)	(182.8 cm)

Cimfast Double Swivel Gas Connector Installation Kits include: (1) Supr-Safe moveable gas connector with the Cimfast QDV, (2) Supr-Swivel multi-plane fittings, (1) coiled restraining device with installation mounting hardware, (1) NPS coupler.

Cimfast Single Swivel Kits are available. Contact Customer Service for additional product information and availability.

## BTU Flow Capacity – Supr-Swivel Fitting

Product Number	Inside Diameter	BTU/hr Rating***
S50	1/2" (1.27 cm)	190,000
S75	3/4" (1.90 cm)	229,000
S100	1" (2.54 cm)	457,000
S125	1-1/4" (3.18 cm)	1,101,000

\*\*\* Flow rating BTU/hr (w) 0.64 specific gravity natural gas @ 0.5" WC pressure drop.

## Standards and Certifications

ANSI Z21.69/CSA 6.16 - Metal Connectors for Moveable Gas Appliances

Design certified to ANSI/UL 567, Pipe Connectors for Flammable and Combustible Liquids and LP-Gas.

Supr-Swivels ARE CERTIFIED FOR USE WITH DORMONT GAS CONNECTORS ONLY.



## Accessories

### Cimfast QDV Quick Disconnect Valve Safety Fitting

- Decreases fire hazards
- Eliminates accidental disengaging
- Prevents incorrect hookup



6015 Enterprise Drive • Export, PA 15632  
Phone: (724) 733-4800 • Fax: (724) 733-4808  
1-800-DORMONT (367-6668) • www.dormont.com

Printed in the U.S.A. Copyright 2000 Dormont Manufacturing Company  
SWIVELSS800