

ROOM SERVICE TRAY DELIVERY CART - ENCLOSED

Accommodates 14" x 18" and 15" x 20" Trays and
Dinex Room Service Tray DX1089RS152003



Shown with options

Item Numbers

- DXICT10
- DXICT12

Pass-Thru Model

- DXICTPT10
- DXICTPT12

Application

The Room Service Cart is designed for transporting trays in units desiring to provide "Room Service" or "Late tray" style meals. The all stainless steel cart features fixed tray slides with 5.25" spacing. This cart will accommodate 14"x 18" and 15" x 20" trays and Dinex Room Service Tray DX1089RS152003 2 trays per slide.

Construction

Dinex® Room Service carts are fabricated with 1" square tubing frame with welded 18-gauge pre-formed side panels/tray slides. The top, bottom and single panel door shall be 18-gauge, stainless steel. Door has recessed door pull with a transport latch. The door has a 270° door swing with magnets to keep the door in an opened position.

Casters: Four 5" diameter plate-type, 2 fixed, 2 swivel with brakes.

Standard Features

- All stainless steel
- Pull type door handle
- Transport latch with magnets
- Small footprint
- Accommodates both 14" x 18" & 15" x 20" trays
- Plate-type 5" casters, 2 with brakes

Options

- Corner bumpers
- 1, 2, 3, or 4-sided top rails
- Wrap-around bumpers

Warranty

One year parts and labor.

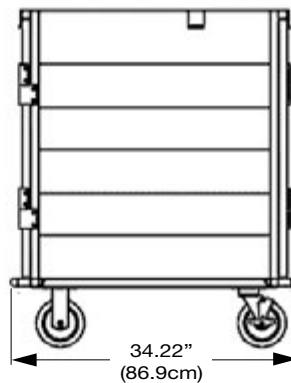
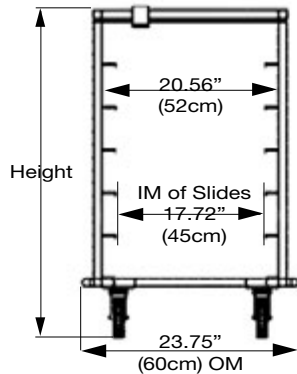
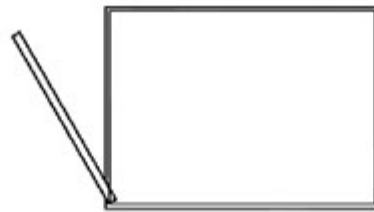
DINEX®

Building 2, Suite 106
628 Hebron Avenue
Glastonbury, CT 06033
800.523.9752 Fax: 860.652.3135
www.dinex.com

136-REV 10/09

ROOM SERVICE TRAY DELIVERY CART - ENCLOSED

Accommodates 14" x 18" and 15" x 20" Trays and
Dinex Room Service Tray DX1089RS152003



Items and Dimensions

ITEM NUMBER	MODEL NUMBER	LENGTH	DEPTH	HEIGHT	SHIP WEIGHT	SHIP CUBE	TRAY SPACING	TRAY CAPACITY
DXICT10 DXICTPT10	ICT/10 ICTPT/10	23.75" (60cm)	34.22" (86.9cm)	37.125" (94cm)	215 lb. (97.6kg) 220 lb. (99.9kg)	19.7	5.625"	10
DXICT12 DXICTPT12	ICT/12 ICTPT/12	23.75" (60cm)	34.22" (86.9cm)	42.75" (109cm)	235 lb. (106.7kg) 240 lb. (109kg)	22.4	5.625"	12



Please confirm that you have the most current specification sheet by visiting www.dinex.com.
Dinex® reserves the right to change specifications and product design without notice.
Such revisions do not entitle the buyer to corresponding changes, improvements, additions or replacements for previously purchased equipment.

Printed in USA



Building 2, Suite 106
628 Hebron Avenue
Glastonbury, CT 06033
800.523.9752 Fax: 860.652.3135
www.dinex.com

136-REV 10/09