



Specifications

F.O.B Sedalia, Missouri 65301



DPAH-4-HF

OPTIONS:

- 1000 watt elements - per section
- 3 phase wiring
- Tray shelves - PR-2, PR-3, PR-4
- Fluorescent lights - FL-2, FL-3, FL-4
- Infrared bullet lamps - BL-2, BL-3, BL-4
- Incandescent bullet lights - BI-2, BI-3, BI-4
- Adapter bars - 513, 514, 515, 516
- Spillage pans - 576, 676
- Adapter plates - 31, 32, 33
- Legs in lieu of casters
- Body latches
- Tray shelf on end

AGENCY LISTINGS:



DUKE MANUFACTURING CO.

2305 N. Broadway
St. Louis, MO 63102

800.735.3853 Toll Free
314.231.5074 Fax
www.dukemfg.com

Approval Stamp(s):

PRODUCT INFORMATION:

PROJECT: _____

ITEM: _____

QUANTITY: _____

MODEL:

EconoMate™ Buffet Units - Hot Food

- | | |
|---|--|
| <input type="checkbox"/> DPAH-2-HF//OPAH-2-HF | Portable (floor models) 2 hot food wells |
| <input type="checkbox"/> DPAH-3-HF//OPAH-3-HF | Portable (floor models) 2 hot food wells |
| <input type="checkbox"/> DPAH-4-HF//OPAH-4-HF | Portable (floor models) 2 hot food wells |
| <input type="checkbox"/> TAH-2-HF | Table Top 2 hot food wells |
| <input type="checkbox"/> TAH-3-HF | Table Top 3 hot food wells |
| <input type="checkbox"/> TAH-4-HF | Table Top 4 hot food wells |

BODY:

- Heavy gauge paint grip steel
- Choice of (12) powder coat paint colors (must choose one)

<input type="checkbox"/> #217105 - Bright White	<input type="checkbox"/> #217103 - Natural Almond
<input type="checkbox"/> #217150 - Orange Red	<input type="checkbox"/> #217154 - Racing Red
<input type="checkbox"/> #217107 - Hollyberry Red	<input type="checkbox"/> #217120 - Sky Blue
<input type="checkbox"/> #217127 - Fence Green	<input type="checkbox"/> #217152 - Stone Gray
<input type="checkbox"/> #217102 - Duke Silver	<input type="checkbox"/> #217113 - Brown Kickplate
<input type="checkbox"/> #217101 - Semi Gloss Black	<input type="checkbox"/> #217125 - Textured Black
- Heavy gauge; 300 Series stainless steel top
- Clear plexiglass canopy, with black powder coat steel brackets, powder coat steel ends to match body

BASES:

- Choice of
 - Open base - O
 - Closed base - D
 - Table Top - T
- 5" NSF listed black swivel casters, 2 with locks

HEAT COMPARTMENTS:

- 12" x 20" top opening
- Insulation on sides, ends and bottom of 8" compartment
- Infinite switch controls exposed electric element
- 6' cord and plug

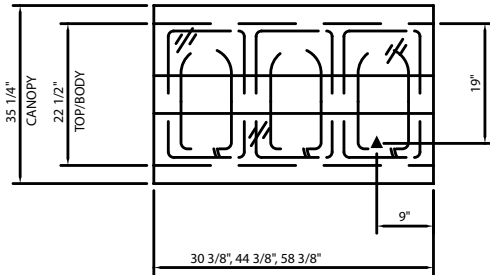
SHORT FORM SPECIFICATIONS:

Duke EconoMate Buffet Units - Hot Food. Body shall be constructed of heavy gauge steel, painted in customer's choice of 12 powder coat paint finishes (see list above). Heavy gauge 300 Series stainless steel top shall be supplied, with easy-to-clean, clear plexiglass canopy. Bases on all portable units shall be open or closed base style. Heat compartments shall have top openings of 12" x 20" to accommodate full size of fractional size food pans. Insulation to be on sides, ends and bottom of 8" deep compartment to prevent heat transfer. Each hot food well's electric element is controlled by infinite switch. 6' cord and plug provided. Unit to be portable, mounted on 5" NSF listed, swivel casters, two with locks. When ordering bases, precede model number with "O" for open base or "D" for closed base with doors. Table top models available. Canopy adds 12-3/4" to width and 20" to height of units.

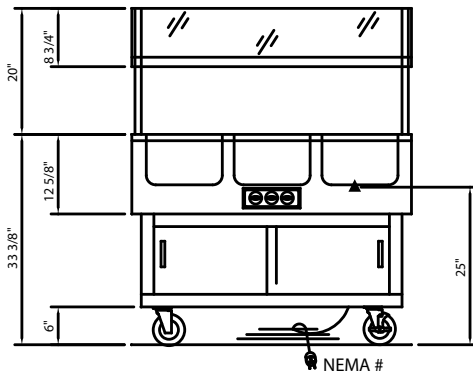
EconoMate

EconoMate Buffet Units - Hot Food

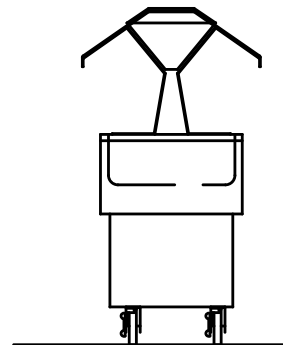
- DPAH-2-HF//OPAH-2-HF Portable (floor models) 2 hot food wells
- DPAH-3-HF//OPAH-3-HF Portable (floor models) 3 hot food wells
- DPAH-4-HF//OPAH-4-HF Portable (floor models) 4 hot food well
- TAH-2-HF Table Top - 2 hot food wells
- TAH-3-HF Table Top - 3 hot food wells
- TAH-4-HF Table Top - 4 hot food wells



TOP VIEW



FRONT VIEW



SIDE VIEW

LEGEND	
▲	ELECTRICAL CONNECTION
When ordering storage bases, precede model number with "O" for Open Base or "D" for closed base with doors. Example: OPAH-2-BC for open base unit.	

DIMENSIONS:

Portable Hot Food Units - All units 33-3/8" (84.8 cm) high

FREIGHT CLASS: 100

Model	Length		Width		Depth		Top Openings	Cube ft. Crated	Weight	
	in.	cm	in.	cm	in.	cm			lbs.	kg
DPAH-2-HF//OPAH-2-HF	30-3/8	77.2	22-1/2	57.2	8	20.3	2	23.0	225/221	102.3/100.5
DPAH-3-HF//OPAH-3-HF	44-3/8	112.8	22-1/2	57.2	8	20.3	3	32.0	261/257	118.6/116.8
DPAH-4-HF//OPAH-4-HF	58-3/8	148.3	22-1/2	57.2	8	20.3	4	40.9	297/293	135.0/133.2

Table Top Hot Food Units - All units 13-5/8" (34.7 cm) high

FREIGHT CLASS: 100

	Length		Width		Depth		Top Openings	Cube ft. Crated	Weight	
	in.	cm	in.	cm.	in.	cm			lbs.	kg
TAH-2-HF	30-3/8	77.2	22-1/2	57.2	8	12.7	2	12.1	144	65.5
TAH-3-HF	44-3/8	112.8	22-1/2	57.2	8	12.7	3	61.7	197	89.6
TAH-4-HF	58-3/8	148.3	22-1/2	57.2	8	12.7	4	21.4	275	125.0

ELECTRICAL SPECIFICATIONS:

Model	120 Volt			208 Volt			240 Volt		
	Watts	Amps	NEMA	Watts	Amps	NEMA	Watts	Amps	NEMA
PAH-2-HF/TAH-2-HF	1000	8.3	5-15	1500	7.2	6-20	1500	6.2	6-20
PAH-3-HF/TAH-3-HF	1500	12.5	5-15	2250	10.8	6-20	2250	9.4	6-20
PAH-4-HF/TAH-4-HF	2000	16.6	L5-15	3000	14.4	6-20	3000	12.5	6-20

DUKE MANUFACTURING CO.

2305 N. Broadway
St. Louis, MO 63102

800.735.3853 Toll Free
800.231.1130 In Missouri
314.231.5074 Fax
www.dukemfg.com

