




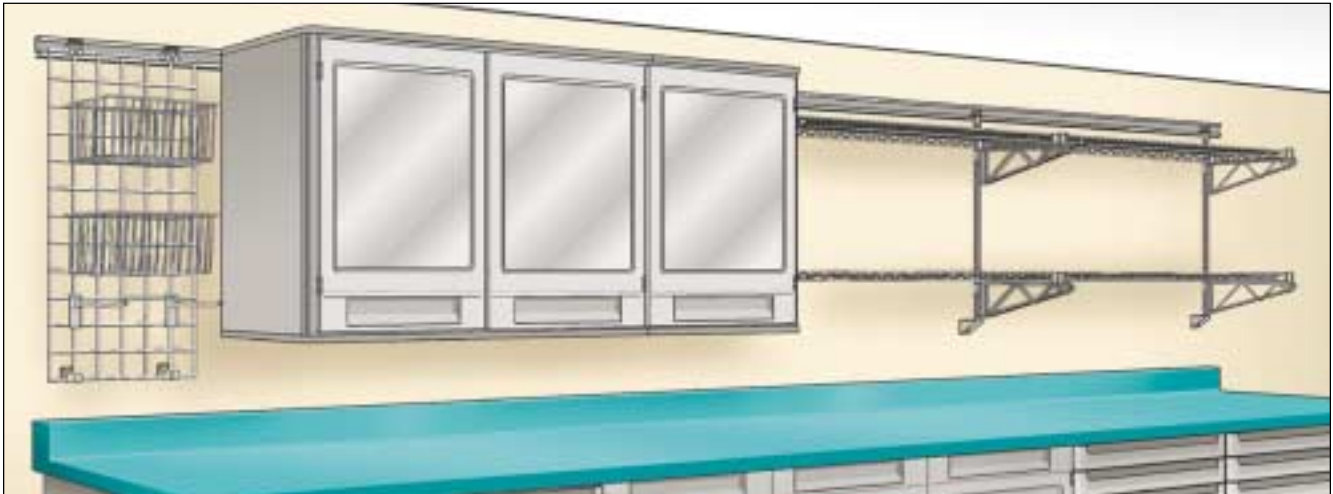
Item # \_\_\_\_\_

Job \_\_\_\_\_



# SMARTWALL PLUS™ STORAGE SYSTEM . . .

*A complete wall storage solution made easy.*



- **Open and Closed Storage Options:** Optimize your wall storage with endless combinations of MetroMax®, MetroMaxQ®, and Super Erecta® shelves, accessory grids, and Starsys™ wall cabinets.
- **Easy to Lay Out:** Wall tracks are designed to interface with studs and other suitable wall surfaces.
- **Easy to Install:** Simply attach the wall track to a properly supported wall and begin adding storage options.

- **Easy to Adapt:** Storage options can easily be repositioned along the track before securing them to the wall to maximize storage space and improve organization.
- **Easy to Clean:** The wall track's smooth surface can be quickly wiped clean. Shelves and grids can be easily removed to clean the walls.
- **Corrosion Protection:** Corrosion-proof Type 304 stainless steel components and corrosion-resistant taupe epoxy components will address corrosion and durability issues in a multitude of applications.



**InterMetro Industries Corporation**  
North Washington Street  
Wilkes-Barre, PA 18705  
www.metro.com





# SMARTWALL PLUS™ STORAGE SYSTEM

## Ordering SmartWall Plus is as easy as 1-2-3.

- Step 1** Select SmartWall Plus wall track(s) based on usable wall space available. 40", 56", and 72" (1016, 1422, and 1829mm) track lengths.
- Step 2** Select SmartWall Plus post assemblies, grid brackets, and Starsys cabinet brackets to attach standard Metro storage options to wall tracks.
- Step 3** Select standard Metro shelves, shelf supports, grids, and Starsys wall cabinets based on your usable wall space and storage requirements.



**Metro Shelves with Wall Track**

## SmartWall Plus Components

### Wall Tracks

- Model numbers include wall track, (2) aluminum joining braces/stops, (2) self-tapping stainless steel screws for joining braces, and (2) plastic end caps.
- Available in 16 gauge Type 304 stainless steel and corrosion-resistant taupe epoxy finishes.
- 40", 56", and 72" (1016, 1422, and 1829 mm) lengths
- Holes on wall tracks are spaced 8" (203mm) apart; first and last holes are located 4" (102mm) from the ends of the track.



**Wall Track**



**Joining Braces,  
Self-Tapping Screws and  
End Caps (not pictured)**

## Usage Guidelines

- Wall tracks are not designed to replace additional structural support for walls. Installers should use discretion and properly reinforce walls before attaching wall tracks.
- Weight capacities per unit depend on the method of mounting and wall structure.
- Usable space for shelving per run of wall tracks is the total length of the wall tracks minus 2" (51mm).
- Hole spacing is designed to match wood studs located 16" (406mm) on center. Once the first stud is located, adjacent wall tracks will line up with studs. Tracks can be mounted into alternate wall structures at the discretion of the installer.
- Joining braces must be used to connect adjacent tracks. Joining braces measure 1" (25mm) W x 1.5" (38mm) H.
- Appropriate hardware should be installed into the first and last holes of a run of wall tracks.

Cat. No. Stainless Steel	Cat. No. Taupe Epoxy	Width/Length/Height (in.) (mm)		Approx. Pkd. Wt. (lbs.) (kg)	
SWP40S	SWP40T	7/8x40x2 <sup>3</sup> / <sub>16</sub>	22x1016x56	5	2.3
SWP56S	SWP56T	7/8x56x2 <sup>3</sup> / <sub>16</sub>	22x1423x56	6	2.7
SWP72S	SWP72T	7/8x72x2 <sup>3</sup> / <sub>16</sub>	22x1829x56	7	3.2

**Note:** Taupe epoxy is NSF listed for dry environments, and has a 5 year warranty against corrosion in dry storage. Warranty does not include cooler applications. Metroseal 3 or better is required for cooler environments.

## Shelving Systems

### Post Assemblies

- Model numbers include top bracket, bottom bracket, standard Super Erecta post, and stainless steel bolt for bottom bracket. (54" (1372mm) and 63" (1600mm) models also include intermediate bracket).
- Brackets for chrome, Metroseal 3, and stainless steel post assemblies are Type 304 stainless steel. Taupe post assemblies include steel brackets coated in corrosion resistant taupe epoxy.



**Post Bracket Connecting to Wall Track — Top**



**Left to right: Top, Intermediate and Bottom Brackets**

## Usage Guidelines

- Post assemblies must be secured to the wall through the bottom bracket.
- Units with 13" (330mm) posts have 50% the stated weight capacity of units with 33" (838mm) posts.
- SmartWall Plus is only to be used with shelves that are 18" (457mm) deep or less.

### BRACKET DIMENSIONS (WxDxH)

#### TOP BRACKET:

1.5"x2.5"x3" (38x63x76mm)

#### INTERMEDIATE BRACKET:

1.875"x3"x2.875" (48x76x73mm)

#### BOTTOM BRACKET:

2"x2.375"x2" (51x60x51mm)

### Post Assemblies

Cat. No. Chrome	Cat. No. Metroseal 3	Cat. No. Stainless Steel	Cat. No. Taupe Epoxy	Height (in.) (mm)	Approx. Pkd. Wt. (lbs.) (kg)
13P-SWP	13PK3-SWP	13PS-SWP	13PT-SWP	16 <sup>3</sup> / <sub>4</sub> 425	2.5 1.1
33P-SWP	33PK3-SWP	33PS-SWP	33PT-SWP	36 <sup>3</sup> / <sub>4</sub> 933	3.6 1.6
54P-SWP	54PK3-SWP	54PS-SWP	54PT-SWP	57 <sup>3</sup> / <sub>4</sub> 1467	5.8 2.6
63P-SWP	63PK3-SWP	63PS-SWP	63PT-SWP	66 <sup>3</sup> / <sub>4</sub> 1695	6.3 2.9

### Shelf Supports

#### Single — Two required per shelf

Cat. No. Chrome	Cat. No. Metroseal 3	Cat. No. Stainless Steel	Cat. No. Taupe Epoxy	Height (in.) (mm)	Approx. Pkd. Wt. (lbs.) (kg)
1WS14C	1WS14K3	1WS14S	1WS14T	14 355	2 0.9
1WS18C	1WS18K3	1WS18S	1WS18T	18 457	2 0.9

#### Double — For a run of multiple shelves

Cat. No. Chrome	Cat. No. Metroseal 3	Cat. No. Stainless Steel	Cat. No. Taupe Epoxy	Height (in.) (mm)	Approx. Pkd. Wt. (lbs.) (kg)
2WS14C	2WS14K3	2WS14S	2WS14T	14 355	3 1.4
2WS18C	2WS18K3	2WS18S	2WS18T	18 455	3 <sup>3</sup> / <sub>4</sub> 1.7

## Shelves

SmartWall Plus is recommended for use with Super Erecta, Super Adjustable Super Erecta, MetroMax Q, MetroMax, and standard 12" (305mm) deep wire cantilever shelves.

MetroMax Q and MetroMax can be used with standard Super Erecta posts and shelf supports.

### MetroMax

Corner adapters are required to allow MetroMax shelves to be used with standard shelf supports.

Part No.	Description
9997X-4	Package of 4 corner adapters

Order one package per shelf.



**MetroMax  
Corner Adapter**



## Shelving Options

Usable space per run of wall tracks is the total combined length of the wall tracks minus 2" (51mm).

### Wire Cantilever Shelves

Attach directly to posts without shelf supports.

Cat. No. Chrome	Nominal Width/Length	
	(in.)	(mm)
1224CSNC	12x24	305x610
1230CSNC	12x30	305x760
1236CSNC	12x36	305x914
1242CSNC	12x42	305x1066
1248CSNC	12x48	305x1219
1260CSNC	12x60	305x1524

Consult your Metro representative for availability of other finishes.



**Cantilever Shelves**

### Super Erecta

Cat. No. Chrome	Cat. No. Metroseal 3	Cat. No. Stainless Steel	Cat. No. Taupe Epoxy*	Nominal Width/Length		Actual Length	
				(in.)	(mm)	(in.)	(mm)
1424NC	1424NK3	1424NS	1424NT	14x24	355x610	23 <sup>7</sup> / <sub>8</sub>	606
1430NC	1430NK3	1430NS	1430NT	14x30	355x760	30 <sup>7</sup> / <sub>8</sub>	759
1436NC	1436NK3	1436NS	1436NT	14x36	355x914	35 <sup>7</sup> / <sub>8</sub>	911
1442NC	1442NK3	1442NS	1442NT	14x42	355x1066	41 <sup>7</sup> / <sub>8</sub>	1064
1448NC	1448NK3	1448NS	1448NT	14x48	355x1219	47 <sup>7</sup> / <sub>8</sub>	1216
1460NC	1460NK3	1460NS	1460NT	14x60	355x1524	59 <sup>7</sup> / <sub>8</sub>	1521
1472NC	1472NK3	1472NS	1472NT	14x72	355x1825	71 <sup>7</sup> / <sub>8</sub>	1826
1824NC	1824NK3	1824NS	1824NT	18x24	355x610	23 <sup>7</sup> / <sub>8</sub>	606
1830NC	1830NK3	1830NS	1830NT	18x30	355x760	30 <sup>7</sup> / <sub>8</sub>	759
1836NC	1836NK3	1836NS	1836NT	18x36	355x914	35 <sup>7</sup> / <sub>8</sub>	911
1842NC	1842NK3	1842NS	1842NT	18x42	355x1066	41 <sup>7</sup> / <sub>8</sub>	1064
1848NC	1848NK3	1848NS	1848NT	18x48	355x1219	47 <sup>7</sup> / <sub>8</sub>	1216
1854NC	1854NK3	1854NS	1854NT	18x54	355x1370	53 <sup>7</sup> / <sub>8</sub>	1368
1860NC	1860NK3	1860NS	1860NT	18x60	355x1524	59 <sup>7</sup> / <sub>8</sub>	1521
1872NC	1872NK3	1872NS	1872NT	18x72	355x1825	71 <sup>7</sup> / <sub>8</sub>	1826

\*Note: Taupe epoxy is NSF listed for dry environments, and has a 5-year warranty against corrosion in dry storage. Warranty does not include cooler applications. Metroseal 3 finish or better is required for cooler environments.

### MetroMax Q

Featuring removable polymer mats with \*Microban® antimicrobial product protection.

Cat. No.	Nominal Width/Length		Actual Length	
	(in.)	(mm)	(in.)	(mm)
Q1824G2	18x24	355x610	24	610
Q1830G2	18x30	355x760	30	760
Q1836G2	18x36	355x914	36	914
Q1842G2	18x42	355x1066	42	1066
Q1848G2	18x48	355x1219	48	1219
Q1854G2	18x54	355x1370	54	1370
Q1860G2	18x60	355x1524	60	1524
Q1872G2	18x72	355x1825	72	1825



Consult Spec Sheet 9.35 for MetroMax Q Accessories.

### MetroMax

Featuring a polymer and stainless steel construction and removable mats with \*Microban® antimicrobial product protection.

Cat. No. Shelves with Open Grid Mats	Cat. No. Shelves with Solid Mats	Nominal Width/Length		Actual Length	
		(in.)	(mm)	(in.)	(mm)
1824GX2	1824FX2	18x24	355x610	24 <sup>3</sup> / <sub>4</sub>	603
1830GX2	1830FX2	18x30	355x760	29 <sup>3</sup> / <sub>4</sub>	756
1836GX2	1836FX2	18x36	355x914	35 <sup>3</sup> / <sub>4</sub>	908
1842GX2	1842FX2	18x42	355x1066	41 <sup>3</sup> / <sub>4</sub>	1060
1848GX2	1848FX2	18x48	355x1219	47 <sup>3</sup> / <sub>4</sub>	1213
1854GX2	1854FX2	18x54	355x1370	53 <sup>3</sup> / <sub>4</sub>	1365
1860GX2	1860FX2	18x60	355x1524	59 <sup>3</sup> / <sub>4</sub>	1518
1872GX2	1872FX2	18x72	355x1825	71 <sup>3</sup> / <sub>4</sub>	1822



Consult Spec Sheet 9.05 for MetroMax Accessories.

\*MICROBAN® and the MICROBAN® symbol are registered trademarks of the Microban Products Company, Huntersville, NC.

## Easy Order Model Numbers

**Shelving Starter Kits:** Consist of wall track(s), shelves, posts, and post brackets.

### 6 foot (1829mm) wall span

18" (457mm) deep shelving, 72" (1829mm) track, 2 tiers

Qty.	Cat. No. Super Erecta Chrome SWP1872-2C	Cat. No. Super Erecta Taupe Epoxy SWP1872-2T	Cat. No. Super Erecta Metroseal 3 SWP1872-2K3	Cat. No. Super Erecta Stainless Steel SWP1872-2S	Cat. No. MetroMax Q SWP1872-2MQ	Cat. No. MetroMax SWP1872-2MX
	<i>Consists of:</i>	<i>Consists of:</i>	<i>Consists of:</i>	<i>Consists of:</i>	<i>Consists of:</i>	<i>Consists of:</i>
1	SWP72S	SWP72T	SWP72S	SWP72S	SWP72S	SWP72S
2	1836NC	1836NT	1836NK3	1836NS	1836G2	1836GX2
2	1830NC	1830NT	1830NK3	1830NS	1830G2	1830GX2
3	33P-SWP	33PT-SWP	33PK3-SWP	33PS-SWP	33P-SWP	33PS-SWP
4	1WS18C	1WS18T	1WS18K3	1WS18S	1WS18C	1WS18S
2	2WS18C	2WS18T	2WS18K3	2WS18S	2WS18C	2WS18S

14" (356mm) deep shelving, 72" (1829mm) track, 2 tiers

Qty.	Cat. No. Super Erecta Chrome SWP1472-2C	Cat. No. Super Erecta Taupe Epoxy SWP1472-2T	Cat. No. Super Erecta Metroseal 3 SWP1472-2K3	Cat. No. Super Erecta Stainless Steel SWP1472-2S
	<i>Consists of:</i>	<i>Consists of:</i>	<i>Consists of:</i>	<i>Consists of:</i>
1	SWP72S	SWP72T	SWP72S	SWP72S
2	1436NC	1436NT	1436NK3	1436NS
2	1430NC	1430NT	1430NK3	1430NS
3	33P-SWP	33PT-SWP	33PK3-SWP	33PS-SWP
4	1WS14C	1WS14T	1WS14K3	1WS14S
2	2WS14C	2WS14T	2WS14K3	2WS14S

### 10 foot (1829mm) wall span

18" (3048mm) deep shelving, 120" (2048mm) of wall track, 2 tiers

Qty.	Cat. No. Super Erecta Chrome SWP18120-2C	Cat. No. Super Erecta Taupe Epoxy SWP18120-2T	Cat. No. Super Erecta Metroseal 3 SWP18120-2K3	Cat. No. Super Erecta Stainless Steel SWP18120-2S	Cat. No. MetroMax Q SWP18120-2MQ	Cat. No. MetroMax SWP18120-2MX
	<i>Consists of:</i>	<i>Consists of:</i>	<i>Consists of:</i>	<i>Consists of:</i>	<i>Consists of:</i>	<i>Consists of:</i>
3	SWP40S	SWP40T	SWP40S	SWP40S	SWP40S	SWP40S
2	1860NC	1860NT	1860NK3	1860NS	Q1860G2	1854GX2
2	1854NC	1854NT	1854NK3	1854NS	Q1854G2	1854GX2
3	33P-SWP	33PT-SWP	33PK3-SWP	33PS-SWP	33P-SWP	33PS-SWP
4	1WS18C	1WS18T	1WS18K3	1WS18S	1WS18C	1WS18S
2	2WS18C	2WS18T	2WS18K3	2WS18S	2WS18C	2WS18S

**Grid Workstations:** Starter kits consist of wall track(s), grid(s), and grid brackets.

### For single-compartment sink

Qty.	Cat. No. Metroseal 3 SWP-G1K3	Cat. No. Stainless Steel SWP-G1S
<i>Consists of:</i>		
1	SWP40S	SWP40S
1	SWPGBRK	SWPGBRK
1	WG3036K3	WGR3336S

### For double-compartment sink

Qty.	Cat. No. Metroseal 3 SWP-G2K3	Cat. No. Stainless Steel SWP-G2S
<i>Consists of:</i>		
1	SWP56S	SWP56S
1	SWPGBRK	SWPGBRK
1	WG3048K3	WGR3348S

### For triple-compartment sink

Qty.	Cat. No. SWP-G3K3
<i>Consists of:</i>	
1	SWP72S
2	SWPGBRK
2	WGR3036K3

## Starsys Wall Cabinets

### Bracket Kits for Starsys Wall Cabinets

- Kit consists of two top brackets and one bottom bracket.
- Top brackets are Type 304 stainless steel.
- Bottom brackets are steel coated with corrosion-resistant taupe epoxy.

### Usage Guidelines

- SmartWall Plus™ wall tracks can be used with single-wide and double-wide Starsys cabinets only.
- Two kits are required for double-wide cabinets.
- SmartWall Plus has been tested to meet SEFA 8 requirements for weight capacities.



### Bracket Kit for Starsys Wall Cabinets

Cat. No.	Approx. Pkd. Wt.	
	(lbs.)	(kg)
SWP-SXSOHKIT	2	0.9



# SMARTWALL PLUS™ STORAGE SYSTEM

## Grids for SmartWall Accessories

### Bracket Kits for Grids

- Kit consists of two top brackets to attach to wall track and four bottom brackets to attach to wall.
- One kit is required per grid.
- Type 304 stainless steel.
- Top grid brackets measure 3.5" (89mm) in length.
- For maximum stability, it is recommended that bottom grid brackets are installed into wood studs whenever possible.

### Bracket Kit for Wire Grids

Cat. No.	Approx. Pkd. Wt. (lbs.)	(kg)
SWPGBRK	2	0.9



### Grids

Cat. No. Plated	Cat. No. Metroseal 3	Cat. No. Stainless Steel	Size (in.)	(mm)	Approx. Pkd. Wt. (lbs.)	(kg)
WG1836BR	WG1836K3	*	18x36	457x914	9	3.4
WG1848BR	WG1848K3	*	18x48	457x1219	12	4.5
WG1860BR	WG1860K3	*	18x60	457x1524	14	5.2
*	WG2436K3	*	24x36	610x914	12	4.5
*	WG2448K3	*	24x48	610x1219	15.5	5.8
*	WG3036K3	*	30x46	762x914	12.8	4.8
*	WG3048K3	*	30x48	762x1219	16.5	6.2
*		WGR3336S	33x36	840x914	13.8	6.3
*		WGR3348S	33x48	840x1219	18.4	8.3
MSA-WG60		WGR3360S	33x60	840x1524	23	10.4
PBA-GPC			33x54	840x1370	21	9.5

## Accessories

### Shelves for Grids

Cat. No. Plated	Cat. No. Metroseal 3	Cat. No. Stainless Steel	Description	Width/Length/Height (in.)	(mm)	Approx. Pkd. Wt. (lbs.)	(kg)		
A	*	GS1436K3	*	14"x36" (356x914mm)	Shelf with Retaining Edge	15 <sup>3</sup> / <sub>8</sub> x35 <sup>1</sup> / <sub>4</sub> x7 <sup>3</sup> / <sub>4</sub>	391x895x197	12	4.5
A	*	GS1448K3	*	14"x48" (356x1219mm)	Shelf with Retaining Edge	15 <sup>3</sup> / <sub>8</sub> x47 <sup>1</sup> / <sub>4</sub> x7 <sup>3</sup> / <sub>4</sub>	391x1200x197	16	6.0
A	*	GS1830K3	*	18"x30" (457x762mm)	Shelf with Retaining Edge	19 <sup>3</sup> / <sub>8</sub> x29 <sup>1</sup> / <sub>4</sub> x7 <sup>3</sup> / <sub>4</sub>	492x743x197	15	5.6
A	*	GS1836K3	*	18"x36" (457x914mm)	Shelf with Retaining Edge	19 <sup>3</sup> / <sub>8</sub> x35 <sup>1</sup> / <sub>4</sub> x7 <sup>3</sup> / <sub>4</sub>	492x895x197	18	6.7
A	*	GS1848K3	*	18"x48" (457x1219mm)	Shelf with Retaining Edge	19 <sup>3</sup> / <sub>8</sub> x47 <sup>1</sup> / <sub>4</sub> x7 <sup>3</sup> / <sub>4</sub>	492x1200x197	24	9.0
B	PBA-MS	PBA-MSK3	PBA-MSS	Light-Duty Grid Shelf with Side Ledges		16 <sup>3</sup> / <sub>4</sub> W.x16 <sup>3</sup> / <sub>4</sub> L.	425 W.x425 L.	6	2.7
C	PBA-GSD	PBA-GSDK3	PBA-GSDS	Small Grid Shelf — 18" (457mm)		9 W.x18 <sup>1</sup> / <sub>2</sub> L.	228 W.x470 L.	4	1.8
D	*	FGS1224K3	*	Flat Grid Shelf — 24" (610mm)		12 <sup>1</sup> / <sub>16</sub> x24x4	322x610x102	7	2.6

### Hooks

Cat. No. Chomre	Cat. No. Metroseal 3	Description	Width/Length/Height (in.)	(mm)	Approx. Pkd. Wt. (lbs.)	(kg)		
E		HK23C	Small Hook		1 <sup>1</sup> / <sub>4</sub> x3 <sup>1</sup> / <sub>2</sub>	32x89		
F		HK25C	Large Hook		2x3 <sup>1</sup> / <sub>2</sub>	50x89		
G		HK26C	Double Large Hook		2x3 <sup>1</sup> / <sub>2</sub>	50x89		
H	*	PGHK6K3	6" (152mm) Pronged Hook		1 <sup>1</sup> / <sub>4</sub> x7 <sup>3</sup> / <sub>8</sub> x5 <sup>5</sup> / <sub>8</sub>	32x194x92	.3	0.1
I	*	BH6K3	6-Prong Bottle Holder		14 <sup>7</sup> / <sub>8</sub> x5 <sup>1</sup> / <sub>8</sub> x11	378x130x279	2.3	0.8

### Baskets

Cat. No. Plated	Cat. No. Metroseal 3	Cat. No. Stainless Steel	Description	Width/Length/Height (in.)	(mm)	Approx. Pkd. Wt. (lbs.)	(kg)		
J	H209C	H209K3	H209S	Small Basket		13 <sup>3</sup> / <sub>8</sub> x5x7	345x127x180	8.5	4
J	H210C	H210K3	*	5" (127mm) Deep Large Basket		17 <sup>3</sup> / <sub>8</sub> x7 <sup>1</sup> / <sub>2</sub> x5	440x190x127	7	3
J	H212C	H212K3	*	10" (254mm) Deep Large Basket		17 <sup>3</sup> / <sub>8</sub> x7 <sup>1</sup> / <sub>2</sub> x10	440x190x255	11	5

### Bins and Holders

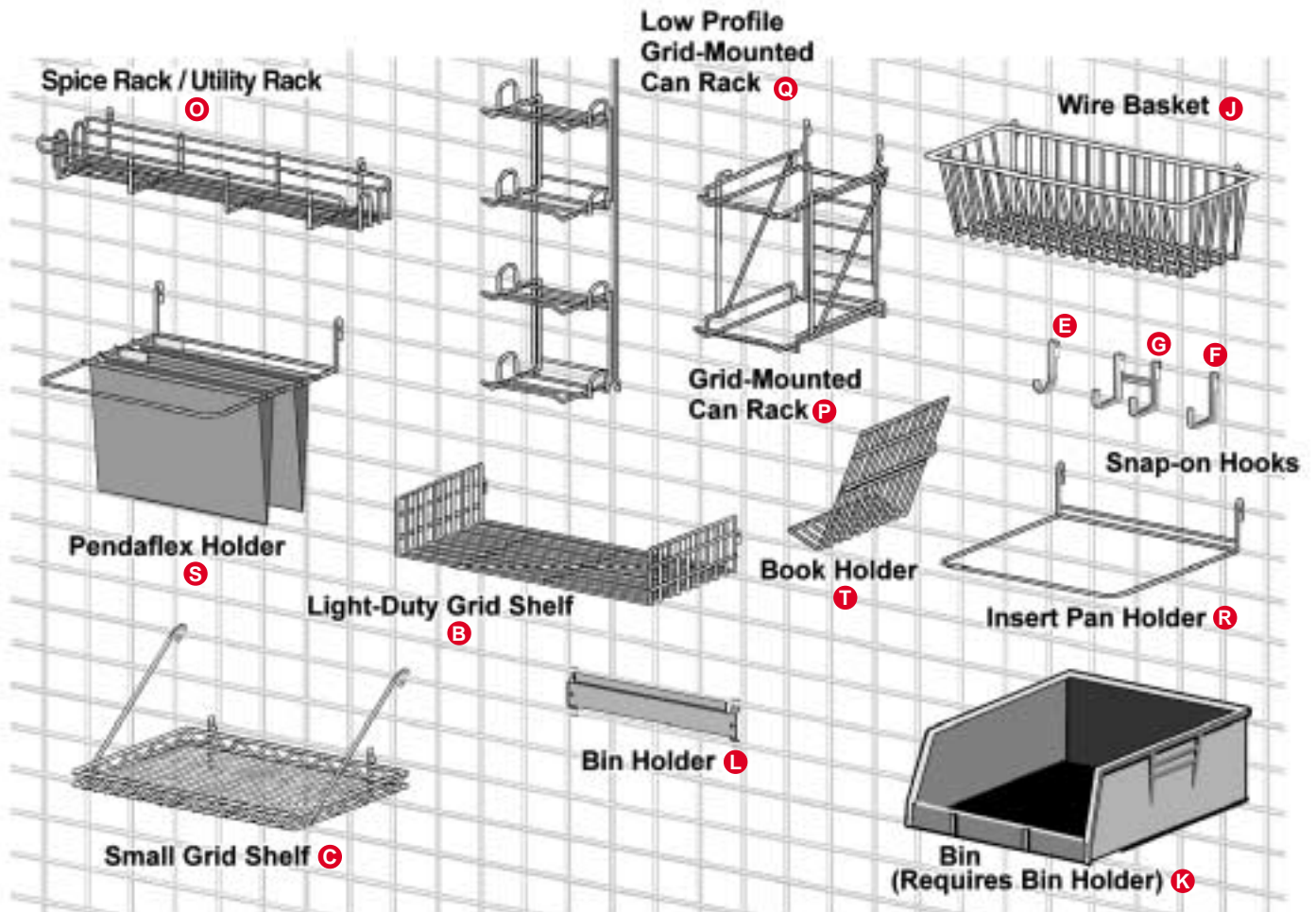
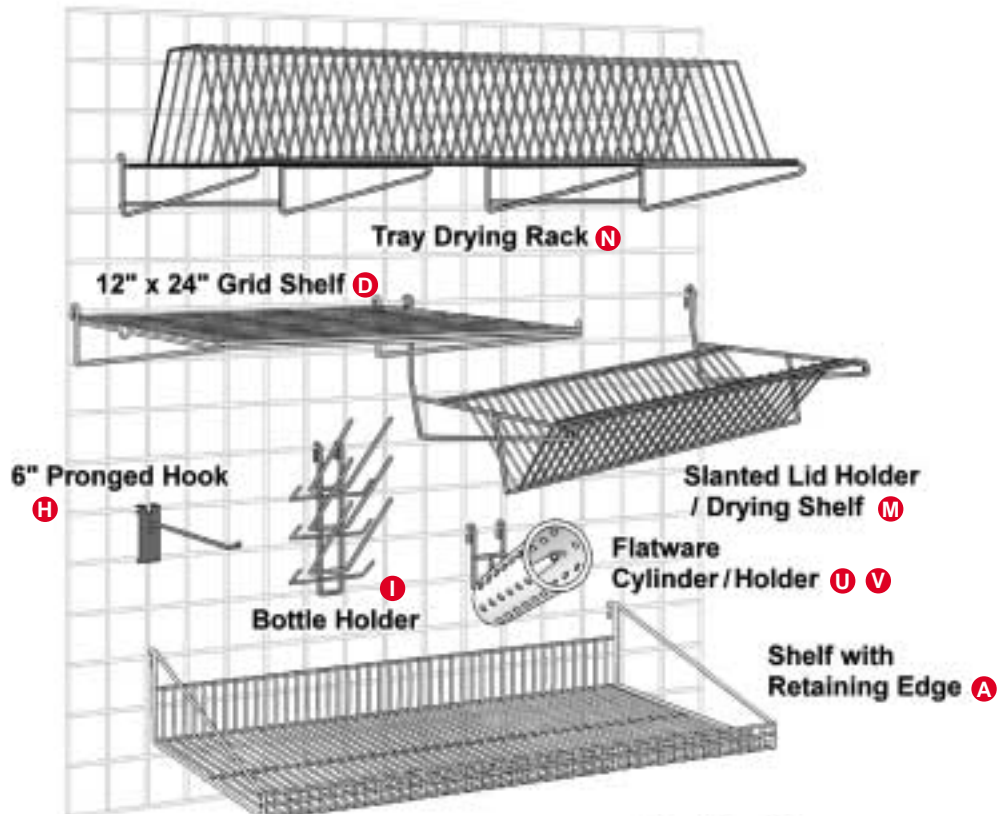
Cat. No.	Description	Width/Length/Height (in.)	(mm)	Approx Pkd. Wt. (lbs.)	(kg)
K	BS11055B	Blue Bin Packed 12/Ctn.	5 <sup>1</sup> / <sub>2</sub> x10 <sup>7</sup> / <sub>8</sub> x5	140x279x127	1 .45
K	BS11115B	Blue Bin Packed 6/Ctn.	11x10 <sup>7</sup> / <sub>8</sub> x5	280x279x127	15 .68
K	BS15087B	Blue Bin Packed 12/Ctn.	5 <sup>1</sup> / <sub>2</sub> x10 <sup>7</sup> / <sub>8</sub> x5	140x279x127	2 .91
L	PBA-1BH	Small Bin Holder	11 <sup>3</sup> / <sub>4</sub> x11x1	298x280x25	1 .45
L	PBA-2BH	Large Bin Holder	22 <sup>1</sup> / <sub>4</sub> x22x1	565x559x25	2 .91

### Miscellaneous

Cat. No. Plated	Cat. No. Metroseal 3	Cat. No. Stainless Steel	Description	Width/Length/Height (in.)	(mm)	Approx. Pkd. Wt. (lbs.)	(kg)		
M	*	IWA-S11K3	*	Slanted Lid Holder/Drying Shelf		14 <sup>1</sup> / <sub>8</sub> x20 <sup>3</sup> / <sub>4</sub> x12 <sup>1</sup> / <sub>8</sub>	359x527x307	5.0	2.3
	*	IWA-11K3	*	Lid Holder/Drying Shelf		8 <sup>1</sup> / <sub>4</sub> x13 <sup>1</sup> / <sub>2</sub> x4 <sup>1</sup> / <sub>2</sub>	210x343x114	2	0.9
N	*	TDR48K3	*	Tray Drying Rack		14 <sup>1</sup> / <sub>16</sub> x46 <sup>1</sup> / <sub>4</sub> x10 <sup>3</sup> / <sub>16</sub>	371x1175x259	12.0	5.4
O	SR24BR	SR24K3	*	Spice Rack/Utility Rack		5 <sup>1</sup> / <sub>4</sub> x11 <sup>1</sup> / <sub>2</sub> x4	133x571x102	3.5	1.6
P	CR4BR	*		Grid Mounted Can Rack, 4 Capacity		8 <sup>1</sup> / <sub>4</sub> x13 <sup>3</sup> / <sub>4</sub> x12	210x349x305	4	1.8
Q	CR4LPBR	*		Low-Profile Can Rack, 4 Capacity		6 <sup>1</sup> / <sub>2</sub> x7 <sup>3</sup> / <sub>4</sub> x28 <sup>1</sup> / <sub>2</sub>	165x197x724	4.3	2.0
R	STP3BR	*		Insert Pan Holder		7 <sup>1</sup> / <sub>2</sub> x12 <sup>1</sup> / <sub>2</sub> x4	190x317x102	2.3	1.0
S	PBA-PFH	*		Hanging File Holder		6 <sup>1</sup> / <sub>4</sub> W.x12 <sup>1</sup> / <sub>2</sub> L.	159 W.x317 L.	3	1.4
T	PBA-CHD	*		Book Holder		2 W. x 9 H.	50 W. x 228 H.	3	1.4
		IWA-12K3		Large Utensil Holder		4 <sup>3</sup> / <sub>8</sub> x10 <sup>3</sup> / <sub>8</sub> x4	111x264x102	4	1.8
		IWA-14K3		Small Utensil Holder		10 <sup>1</sup> / <sub>2</sub> x10 <sup>3</sup> / <sub>8</sub> x4	111x264x102	4	1.8
U	FC1			Flatware/Instrument Cylinder		4 <sup>5</sup> / <sub>16</sub> x4 <sup>5</sup> / <sub>16</sub> x5 <sup>1</sup> / <sub>2</sub>	109x109x140	0.3	0.1
V	FCH			Cylinder Holder		2 <sup>5</sup> / <sub>8</sub> x5 <sup>7</sup> / <sub>8</sub> x5 <sup>3</sup> / <sub>4</sub>	67x149x146	1.0	0.5

\*Consult your Metro representative.

# SMARTWALL PLUS™ STORAGE SYSTEM



# SMARTWALL PLUS™ STORAGE SYSTEM



## Shelving Weight Capacities

Structures into Which Wall Tracks are Mounted	Weight Capacity Shelf	Weight Capacity Unit	Appropriate Hardware Installed in Wall Track
Wood Studs	250 lb. (114kg)	250 lb. (114kg)	every 16" (406mm) and last hole on each end
Woods Studs with Cross-Stud Reinforcement	250 lb. (114kg)	250 lb. (114kg)	every 16" (406mm) and last hole on each end
Concrete	125 lb. (57kg)	125 lb. (57kg)	every 8" (203mm) and last hole on each end
Plywood	125 lb. (57kg)	125 lb. (57kg)	every 8" (203mm) and last hole on each end
Sheet Rock	50 lb. (23kg)	50 lb. (23kg)	every 8" (203mm) and last hole on each end
Metal Studs*	50 lb. (23kg)	50 lb. (23kg)	every 8" (203mm) and last hole on each end
Environmental Room and Walk-in Cooler Walls (Aluminum Skins with Blocking or Strapping Reinforcement)	**	**	every 8" (203mm) and last hole on each end

\*Metal studs are **NOT** an equivalent to wood studs when attaching wall shelving. The weight capacity of a wall shelving unit mounted directly to metal studs is 50 lbs. (23kg). When installing to a wall constructed of metal studs, it is recommended that the wall tracks are attached to the wall surface material with appropriate hardware. In this case, the weight capacity of the unit would default to the wall surface material.

Plywood over metal studs: 125 lb. (57kg) unit weight capacity  
Sheet Rock over metal studs: 50 lb. (23kg) unit weight capacity

\*\*Consult your Metro representative.

## Weight Capacities under the Following Conditions:

- Joining braces required on adjacent tracks
- Joining braces are also designed to act as stop plugs and must be used on the ends of a run of wall tracks.
- The first and last holes in a run of continuous wall track must be installed into wood studs or appropriate reinforcement (blocking) with appropriate hardware.
  - If the leftmost or rightmost track has more than 4" (102mm) of overhang beyond a stud, that section of wall between studs must be appropriately reinforced to provide the wall track with a secure surface to which to attach. Failure to do so will reduce weight capacity.
- Weight capacities apply to posts that are 33" (838mm) or taller.

## Additional Guidelines

- When using any post shorter than 33" (838mm) take the stated weight capacities and reduce by 50%.
- Wall tracks are not designed to replace additional structural support for walls. Installers should use discretion and properly reinforce walls before attaching wall tracks.
- SmartWall Plus is only to be used with shelves that are 18" (457mm) deep or less.

### Grids:

250 lb. (114kg) total unit weight capacity

### Starsys Cabinets:

To achieve optimal weight capacities, tracks should be appropriately mounted to wood studs.

Single-Wide Cabinet: 300 lb. (112kg)

Double-Wide Cabinet: 600 lb. (224kg)

For concrete or plywood, reduce unit weight capacities for wood stud installation by 50%.

For other types of wall construction, please consult your Metro representative.

All Metro Catalog Sheets are available on our Web Site: [www.metro.com](http://www.metro.com)



### InterMetro Industries Corporation

North Washington Street, Wilkes-Barre, PA 18705  
Phone: 570-825-2741 • Fax: 570-825-2852

For Product Information Call: 1-800-433-2232

L03-256  
Printed in U.S.A. 1/05

Information and specifications are subject to change without notice. Please confirm at time of order.

Copyright © 2005 InterMetro Industries Corp.